

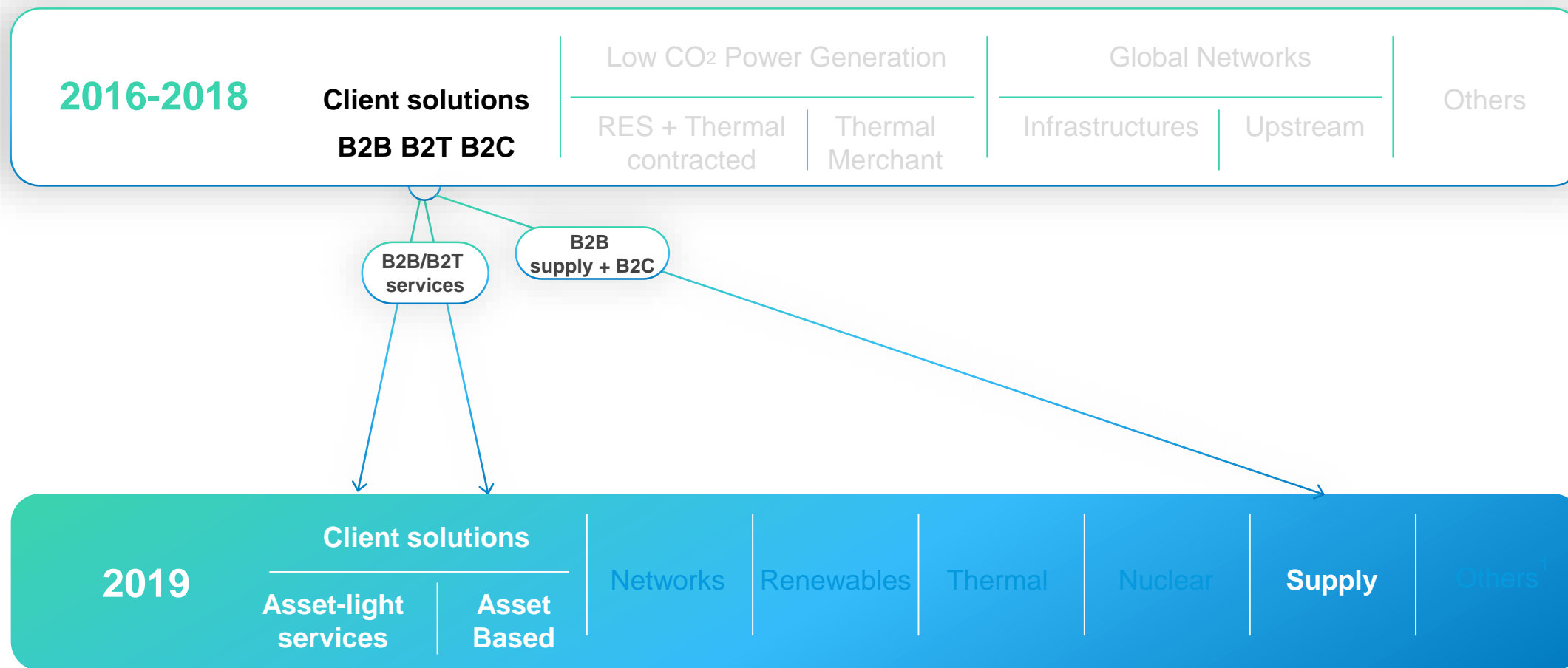
PROFORMA NEW REPORTING



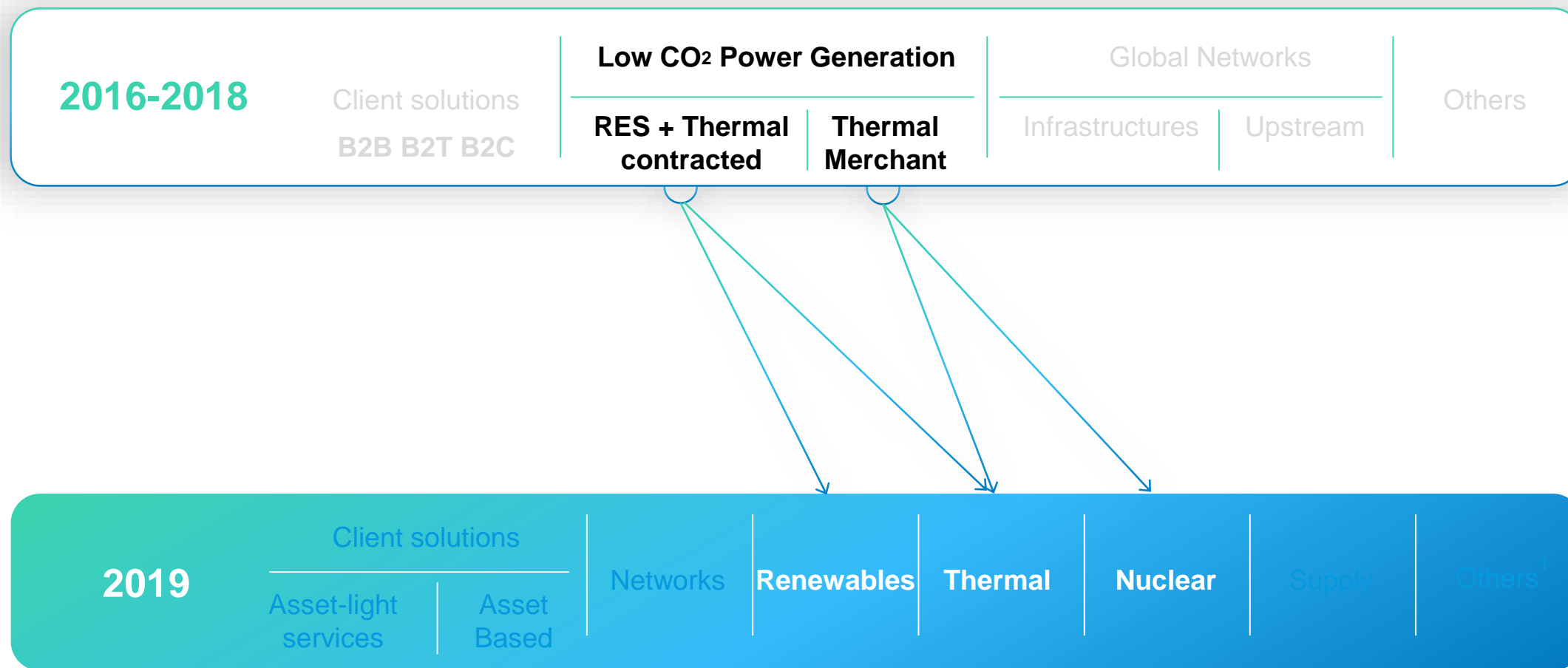
CHANGES IN REPORTING

The background of the slide features a silhouette of a wind turbine against a clear blue sky. In the foreground, four people are silhouetted against a bright, low sun, holding up lit sparklers and celebrating. The overall scene is set against a blurred background of city lights at night.

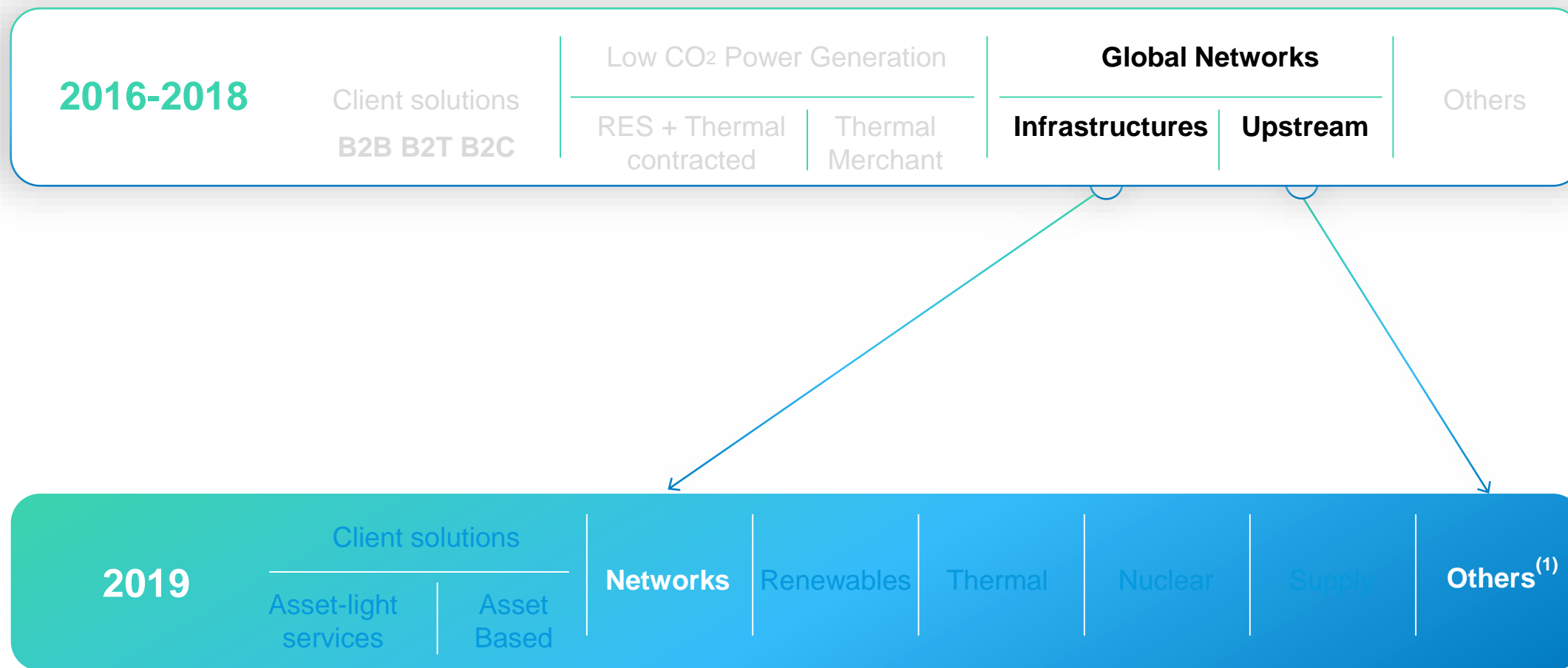
CHANGE IN REPORTING: SIMPLER AND CLEARER FORMAT



CHANGE IN REPORTING: SIMPLER AND CLEARER FORMAT



CHANGE IN REPORTING: SIMPLER AND CLEARER FORMAT



(1) Others include BUs' corporate costs for 2015-2018; reallocated to business lines from 2019 onwards

CHANGE IN REPORTING: SIMPLER AND CLEARER FORMAT

New geographical segments

France

Rest of Europe

Latin America

USA & Canada

Middle East, Asia & Africa

Others

Business units

France RES, France BtoB, France BtoC, France Networks, GRTgaz, GRDF, Storengy, Elengy

Benelux, UK, NECST, Generation Europe

Brazil, LATAM

NORAM

Africa, MESCAT, China, APAC

GEM, Entreprises & Collectivités (French BtoB supply), Tractebel, GTT, SUEZ, Corporate, Others (Solairedirect, EPS, EVBox, Hydrogen, Digital)

Client Solutions

Asset-light Services

BtoB & BtoT services, Tractebel

Asset Based

DHC, Suez Environnement

Networks

Gas and power infrastructures

Renewables

Wind, solar and hydro (excl. pumped storage)

Thermal

Gas, coal and hydro pumped storage (contracted and merchant)

Nuclear

Belgium and France (drawing rights)

Supply

Supply BtoB (incl. Entreprises & Collectivités and Giants from GEM) and BtoC (supply and services)

Others

Corporate, Hydrogen, GTT, LNG US, Touat and GEM (excluding Giants)

EBITDA

A large central image showing the silhouettes of four people celebrating with sparklers against a sunset sky. A wind turbine is visible in the background on the right side.

EBITDA H1 2018⁽¹⁾

in €M

	Client solutions	Networks	Renewables	Thermal	Nuclear	Supply	Others ⁽²⁾	Total
France	415	1,993	222	-	-	272	-	2,902
Rest of Europe	236	93	79	237	(62)	186	-	769
Latin America	(2)	128	502	278	-	25	(1)	930
USA & Canada	16	1	12	39	-	22	25	115
Middle East, Asia & Africa	19	16	35	449	-	20	0	539
Others	66	(4)	(10)	(2)	-	27	(43)	33
Total	748	2,227	841	1,001	(62)	552	(19)	5,288

(1) Pro forma figures, unaudited

(2) Including corporate, GTT, LNG activities in Noram and GEM

A group of five people are silhouetted against a bright sunset sky. They are holding up lit sparklers, creating a celebratory atmosphere. To the right, the silhouette of a wind turbine is visible against the sky. The overall scene suggests a successful project or achievement in a sustainable energy context.

COI

COI H1 2018⁽¹⁾

in €M

	Client solutions	Networks	Renewables	Thermal	Nuclear	Supply	Others ⁽²⁾	Total
France	236	1,241	108	-	-	210	-	1,794
Rest of Europe	130	78	52	144	(303)	157	-	257
Latin America	(4)	104	426	173	-	24	-	723
USA & Canada	(1)	1	7	36	-	11	18	72
Middle East, Asia & Africa	17	15	24	393	-	12	0	461
Others	(4)	(4)	(11)	(2)	-	18	(232)	(235)
Total	374	1,434	605	744	(303)	432	(214)	3,072

(1) Pro forma figures, unaudited

(2) Including corporate, GTT, LNG activities in Noram and GEM

CAPEX

A large central image showing the silhouettes of four people celebrating with sparklers. They are standing in front of a tall wind turbine. The background is a clear blue sky with a warm orange glow at the bottom, suggesting a sunset or sunrise. The overall scene is celebratory and represents investment in renewable energy.

GROSS CAPEX NET OF DBSO⁽¹⁾ H1 2018⁽²⁾

in €M

	Client solutions	Networks	Renewables	Thermal	Nuclear	Supply	Others ⁽³⁾	Total
France	171	732	182	-	-	69	-	1,154
Rest of Europe	172	31	24	57	385	38	0	708
Latin America	25	29	357	272	-	2	-	684
USA & Canada	256	-	201	1	-	18	1	478
Middle East, Asia & Africa	68	3	119	87	-	54	0	330
Others	76	-	7	0	-	5	143	231
Total	769	795	890	417	385	185	145	3,585

(1) DBSO: Develop, Build, Share and Operate

(2) Pro forma figures, unaudited

(3) Including corporate, GTT, LNG activities in Noram and GEM

DISCLAIMER

Forward-Looking statements

This communication contains forward-looking information and statements. These statements include financial projections, synergies, cost-savings and estimates, statements regarding plans, objectives, savings, expectations and benefits from the transactions and expectations with respect to future operations, products and services, and statements regarding future performance. Although the management of ENGIE believes that the expectations reflected in such forward-looking statements are reasonable, investors and holders of ENGIE securities are cautioned that forward-looking information and statements are not guarantees of future performances and are subject to various risks and uncertainties, many of which are difficult to predict and generally beyond the control of ENGIE , that could cause actual results, developments, synergies, savings and benefits to differ materially from those expressed in, or implied or projected by, the forward-looking information and statements. These risks and uncertainties include those discussed or identified in the public filings made by ENGIE with the *Autorité des Marchés Financiers* (AMF), including those listed under “*facteurs de risque*” (risk factors) section in the *Document de Référence* filed by ENGIE (ex GDF SUEZ) with the AMF on 20 March 2019 (under no: D.19-0177). Investors and holders of ENGIE securities should consider that the occurrence of some or all of these risks may have a material adverse effect on ENGIE.

FOR MORE INFORMATION ABOUT ENGIE

Ticker: ENGI

+33 1 44 22 66 29

ir@engie.com

<http://www.engie.com/en/investors-area/>

FOR MORE INFORMATION ABOUT FY 2018 RESULTS:
<http://www.engie.com/en/investors/results/results-2018/>