

ENGIE

key figures



An aerial photograph of a city sidewalk with several people walking. The image is partially obscured by a large blue rectangular area that contains text.


We are...

a global reference in low-carbon energy and services.

In response to the urgency of climate change, our ambition is to become the world leader in the zero-carbon transition “as a service” for our customers, in particular global companies and local authorities.

We rely on our key activities (renewable energy, gas, services) to offer competitive turnkey solutions.

With our 160,000 employees, our customers, partners and stakeholders, we are a community of *Imaginative Builders*, committed every day to more harmonious progress.

A series of horizontal dotted lines of varying lengths, located at the bottom of the blue text area.

ENGIE in 2018

160,000

employees around the world

€61Bn

of revenues*

On

5

continents

29,700

hirings
worldwide

WE INVEST
IN INNOVATION

€182M

in Research &
Development

€166M

in innovative
start-ups

WE PROTECT
THE PLANET

-56%

of CO₂ emissions
between 2012 and 2018

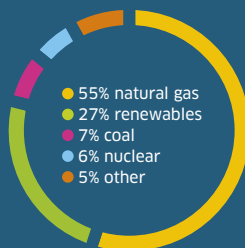
93%

of activities low
in CO₂ emissions

WE HAVE

104.3 GW

of installed power production capacity



WE PRODUCE

420TWh of electricity

WE INVEST
IN ACCESS TO
ENERGY

€25M

Through the ENGIE
Rassembleurs d'Energies fund

And tomorrow? ENGIE, leader in the zero-carbon transition “as a service”

11-12€Bn

in investments in energy
transition over 2019-2021

7 to 9% annual average
growth by 2021 of Net Recurring
income group share

+ 9 GW

in renewable capacity
between 2019 and 2021

* Breakdown of contribution revenue: €19Bn customer solutions, €3Bn renewables, €7Bn infrastructure, €6Bn thermal and nuclear, €21Bn energy sales to end customers, €5Bn other activities.

Customer solutions: a growth driver

In 2018

1st

globally in cold
distribution
networks

2nd

global supplier of
technical installation
services

4th

globally in hot
distribution
network

€19Bn
of revenues

And tomorrow?

4-5€Bn in investments on customer solutions
between 2019 and 2021

Renewable energies: a key player

In 2018

1st

in wind
and solar
in France

1st

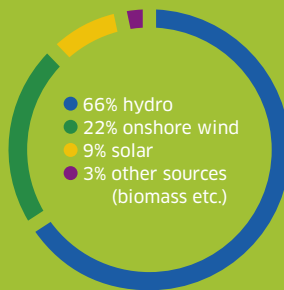
globally
in micro-grids

2nd

globally in electric
vehicle recharging
stations

24.8 GW

of installed renewable
capacity



+1.1 GW

of additional installed
capacity in both wind
and solar

€3Bn

of revenues

And tomorrow?

50%

of new renewable projects dedicated
to specific customers by 2021

Gas and electricity networks: leading positions

In 2018

1st

gas infrastructure
operator in Europe
(transmission networks,
distribution networks,
storage and LNG terminals)

1st

green hydrogen
injection in
the French gas
distribution
network

1st

underground
gas storage
player in
Europe

2nd

operator
of terminals
in Europe

250,000 km

of distribution network world wide

37,000 km

of transportation network world wide

€7Bn
of revenues

And tomorrow?

3-3.3€Bn

in growth investments in the world
between 2019 and 2021

Generation and supply: greener activities

In 2018

1st

independent
power producer
in the world
(in 100% installed
capacity)

21.7M

retail power sales contracts worldwide

57.8 GW

of natural gas capacity

€6Bn

of revenues

And tomorrow?

A commitment
to reduce

CO₂

emission by divesting
from coal assets

Join the *Imaginative Builders* Community*.

* Women and men who imagine and build harmonious progress.



www.engie.com

Brand and Communication Department

©Éditions Stratégiques - Photo: iStock - Unsplash/Lionello DelPiccolo - July 2019

